





# Load capacity in kg

	for one screw	for two screws		for one screw	for two screws
$d_1$			$d_1$		
M8	140	100	M20	1200	860
M10	230	170	M24	1800	1290
M12	340	240	M30	3200	2300
M16	700	500			