





## Load capacity in kg

	for one screw	for two screws		for one screw	for two screws
$d_1$			$d_1$		
M6	70	50	M20	1200	860
M8	140	100	M24	1800	1290
M10	230	170	M27	2500	1650
M12	340	240	M30	3200	2300
M14	490	340	M36	4600	3000
M16	700	500			