







Max. load weight «G» for different lift combinations

| Method of lift |  |  |  |  |  | |  | | |
|----------------------|---|---|---|--|--|----------|--|----------|------|
| Number of legs | 1 | 1 | 2 | 2 | 2 | | 3 - 4 | | |
| Angle of inclination | 0° | 90° | 0° | 90° | 0 - 45° | 45 - 60° | 0 - 45° | 45 - 60° | |
| Thread d1 | M8 | 0.8 | 0.5 | 1.6 | 1 | 0.7 | 0.5 | 1.05 | 0.5 |
| | M10 | 1.6 | 0.7 | 3.2 | 1.4 | 0.98 | 0.7 | 1.47 | 0.7 |
| | M12 | 1.9 | 0.9 | 3.8 | 1.8 | 1.26 | 0.9 | 1.89 | 0.9 |
| | M16 | 3.2 | 1.8 | 6.4 | 3.6 | 2.52 | 1.8 | 3.78 | 1.8 |
| | M20 | 6.5 | 2.7 | 13 | 5.4 | 3.78 | 2.7 | 5.67 | 2.7 |
| | M24 | 7 | 4.2 | 14 | 8.4 | 5.88 | 4.2 | 8.82 | 4.2 |
| | M30 | 10 | 6.3 | 20 | 12.6 | 8.82 | 6.3 | 13.23 | 6.3 |
| | M36 | 12 | 11 | 24 | 22 | 15.4 | 11 | 23.1 | 11 |
| | UNC 3/8" | 1.59 | 0.68 | 3.18 | 1.36 | 0.95 | 0.68 | 1.43 | 0.68 |
| | UNC 1/2" | 1.9 | 0.88 | 3.81 | 1.77 | 1.24 | 0.88 | 1.86 | 0.88 |
| | UNC 5/8" | 3.18 | 1.81 | 6.36 | 3.63 | 2.54 | 1.81 | 3.81 | 1.81 |
| | UNC 3/4" | 6.81 | 2.68 | 13.63 | 8.81 | 3.75 | 2.68 | 5.63 | 2.68 |
| | UNC 1" | 6.81 | 4.22 | 13.63 | 8.45 | 5.91 | 4.22 | 8.87 | 4.22 |
| | UNC 1 1/4" | 10 | 6.27 | 20 | 12.54 | 8.78 | 6.27 | 13.17 | 6.27 |