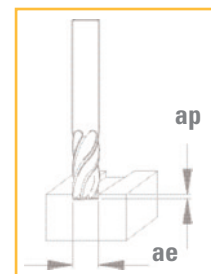


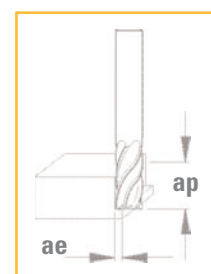
## DIXI 7520

### SCHNITTBEDINGUNGEN

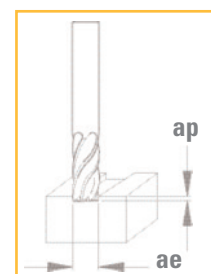
DIXI 7520 XIDUR Z = 3-12		Gehärteter Stahl und Sphäroguss			45 - 55 HRC	( Vc 30 - 70 m/min )	
D <sub>1</sub>	Z	Vc (m/min)	n (min <sup>-1</sup> )	Vf (mm/min)	ap (mm)	ae (mm)	fz (mm)
0.4 - 0.9	3	30	-	-	0.03 x D <sub>1</sub>	1 x D <sub>1</sub>	0.001-0.002
1	4	40	12800	125	0.04	1.00	0.002
1.5	4	40	8500	125	0.05	1.50	0.0035
2	5	40	6300	125	0.07	2.00	0.004
3	5	40	4240	150	0.12	3.00	0.007
4	5	40	3180	160	0.15	4.00	0.010
6	6	40	2120	190	0.20	6.00	0.015
8	6	40	1590	190	0.25	8.00	0.020
10	6	40	1270	190	0.30	10.00	0.025
12	8	40	1060	210	0.40	12.00	0.025
16	10	40	800	240	0.60	16.00	0.030
20	12	40	640	230	0.80	20.00	0.030



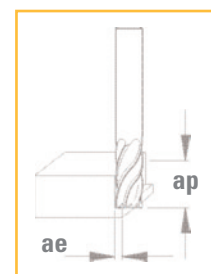
DIXI 7520 XIDUR Z = 3-12		Gehärteter Stahl und Sphäroguss			45 - 55 HRC	( Vc 150 - 250 m/min )	
Ø	Z	Vc (m/min)	n (min <sup>-1</sup> )	Vf (mm/min)	ap (mm)	ae (mm)	fz (mm)
0.4 - 0.9	3	150	-	-	1 x D <sub>1</sub>	0.03 x D <sub>1</sub>	0.001-0.002
1	4	200	63700	640	1.00	0.04	0.002
1.5	4	200	42450	640	1.50	0.05	0.0035
2	5	200	32000	640	2.00	0.07	0.004
3	5	200	21300	750	3.00	0.12	0.007
4	5	200	15920	800	4.00	0.15	0.010
6	6	200	10610	950	6.00	0.20	0.015
8	6	200	7960	960	8.00	0.25	0.020
10	6	200	6370	960	10.00	0.30	0.025
12	8	200	5310	1060	12.00	0.40	0.025
16	10	200	3980	1190	16.00	0.60	0.030
20	12	200	3180	1140	20.00	0.80	0.030



DIXI 7520 XIDUR Z = 3-12		Gehärteter Stahl und Sphäroguss			55 - 65 HRC	( Vc 12 - 40 m/min )	
Ø	Z	Vc (m/min)	n (min <sup>-1</sup> )	Vf (mm/min)	ap (mm)	ae (mm)	fz (mm)
0.4 - 0.9	3	12	-	-	0.03 x D <sub>1</sub>	1 x D <sub>1</sub>	0.001-0.002
1	4	15	4700	45	0.03	1.00	0.002
1.5	4	15	3180	45	0.03	1.50	0.0035
2	5	15	2300	45	0.04	2.00	0.004
3	5	15	1600	55	0.05	3.00	0.007
4	5	15	1190	60	0.06	4.00	0.010
6	6	15	800	70	0.09	6.00	0.015
8	6	15	600	70	0.12	8.00	0.020
10	6	15	480	70	0.15	10.00	0.025
12	8	15	400	80	0.18	12.00	0.025
16	10	15	300	90	0.20	16.00	0.030
20	12	15	240	90	0.25	20.00	0.030



DIXI 7520 XIDUR Z = 3-12		Gehärteter Stahl und Sphäroguss			55 - 65 HRC	( Vc 60 - 120 m/min )	
Z	Vc	n (m/min)	Vf (min <sup>-1</sup> )	ap (mm/min)	ae (mm)	fz (mm)	Ø (mm)
0.4 - 0.9	3	60	-	-	1 x D <sub>1</sub>	0.03 x D <sub>1</sub>	0.001-0.002
1	4	80	25500	250	1.00	0.03	0.002
1.5	4	80	17000	250	1.50	0.035	0.0035
2	5	80	12700	250	2.00	0.04	0.004
3	5	80	8500	290	3.00	0.05	0.007
4	5	80	6370	320	4.00	0.06	0.010
6	6	80	4240	380	6.00	0.09	0.015
8	6	80	3180	380	8.00	0.12	0.020
10	6	80	2550	380	10.00	0.15	0.025
12	8	80	2120	420	12.00	0.18	0.025
16	10	80	1590	480	16.00	0.20	0.030
20	12	80	1270	460	20.00	0.25	0.030



Minimalschmierung empfohlen, Emulsion ungeeignet