







Max. load weight «G» for different lift combinations

Method of lift									
Number of legs		1	1	2	2	2		3 - 4	
Angle of inclination		0°	90°	0°	90°	0 - 45°	45 - 60°	0 - 45°	45 - 60°
Thread d1	M24	9	5.5	18	11	7.7	5.5	11.55	5.5
	M27	10	6.5	20	13	9.1	6.5	13.65	6.5
	M30	12	8.5	24	17	11.9	8.5	17.85	8.5
	M33	14.5	10.5	29	21	14.7	10.5	22.05	10.5
	M36	15	12	30	24	16.8	12	25.2	12
	M39	17	14	34	28	19.6	14	29.4	14
	M42	19	15	38	30	21	15	31.5	15
	M45	15	16	30	32	22.4	16	33.6	16
	M48	22	20	44	40	28	20	42	20
	M52	23	21	46	42	29.4	21	44.1	21
	UNC 1"	8.63	5.9	17.27	11.81	8.27	5.9	12.4	5.9
	UNC 1 1/4"	13.63	8.63	27.27	17.27	12.09	8.63	18.13	8.63
	UNC 1 3/8"	14.54	10	29.09	20	14	10	21	10
	UNC 1 1/2"	15	12.27	30	24.54	17.18	12.27	25.77	12.27
	UNC 2"	22.72	22.72	45.45	45.45	31.81	22.72	47.72	22.72